



# Water Smart Level 2 – Years 1 and 2

Where We Live

## Activity Sheet 1 – Home Water Safety Checklist

Name: \_\_\_\_\_

Fill in the boxes to create a home water safety checklist for your home.

Room/Area	Water Hazard Found



# Water Smart Level 2 – Years 1 and 2

Where We Live

## Activity Sheet 2 – Water Safety Rules at Home

Name: \_\_\_\_\_

Choose the correct word to complete each sentence.  
Use the pictures under the words to help you.

**Always** \_\_\_\_\_ **with an adult.**

**Always close the pool** \_\_\_\_\_ .

**Never** \_\_\_\_\_ **people in.**


**All** \_\_\_\_\_ **should be taken out of the pool when you leave.**

**Wading pools and buckets should be** \_\_\_\_\_ **when not in use.**


**Get** \_\_\_\_\_ **quickly if someone is in trouble.**




empty




push




swim




toys



gate



help






# Water Smart Level 2 – Years 1 and 2

## Aquatic Environments – Swimming Pool/Aquatic Centre Activity Sheet 3 – Safety at the Pool

Colour in the pictures, then cut them out to make a pool safety mobile.

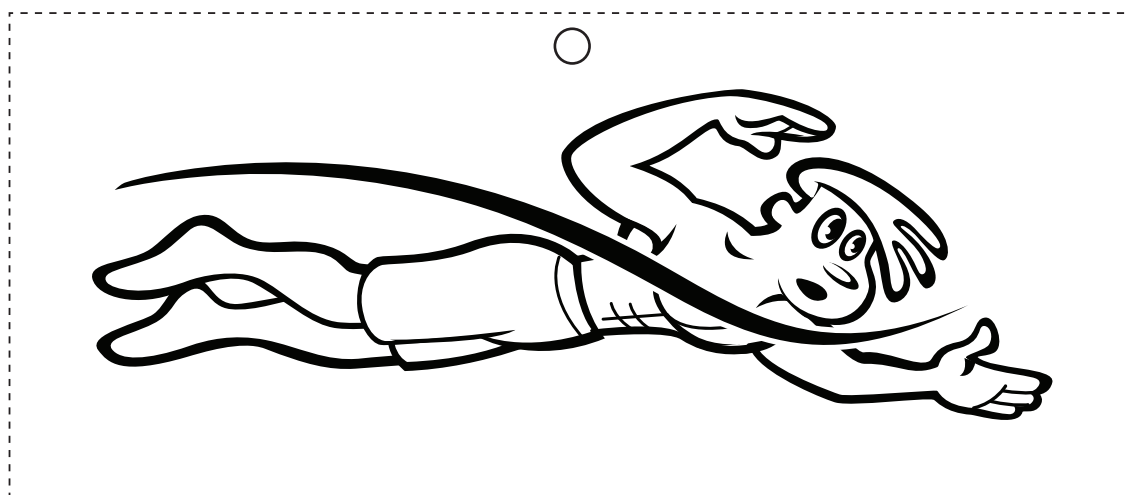





# Water Smart Level 2 – Years 1 and 2

## Aquatic Environments – Swimming Pool/Aquatic Centre Activity Sheet 3 – Safety at the Pool

Colour in the pictures, then cut them out to make a pool safety mobile.





# Water Smart Level 2 – Years 1 and 2

## Aquatic Environments – Swimming Pool/Aquatic Centre Activity Sheet 3 – Safety at the Pool

Cut out these safety tips and use them, with the pictures from page 1 and 2, to create a pool safety mobile.

Listen to and obey  
the lifeguard.

Obey the pool rules.

Stay away from the  
deep end, unless  
you can swim well.

If you are in trouble,  
float on your back  
and wave one arm.

If you are not a  
strong swimmer use  
a flotation device.

Use pool equipment  
safely – be aware of  
others.



# Water Smart Level 2 – Years 1 and 2

## Aquatic Environments – Beach

### Activity Sheet 4 – Safety Items for the Beach

Name: \_\_\_\_\_

In each box, draw an item that helps to keep you safe at the beach. Next to your picture explain how the item keeps you safe.

	<hr/> <hr/> <hr/> <hr/> <hr/>
	<hr/> <hr/> <hr/> <hr/> <hr/>
	<hr/> <hr/> <hr/> <hr/> <hr/>




# Water Smart Level 2 – Years 1 and 2

## Aquatic Environments – Rivers, Lakes and Dams Activity Sheet 6 – Safety Billboard

Name: \_\_\_\_\_

Choose a rivers, lakes or dams safety rule that you think is important. Make a safety billboard by writing the rule and drawing a picture in the sign below.





# Water Smart Level 2 – Years 1 and 2

Aquatic Environments – Rivers, Lakes and Dams

## Activity Sheet 7 – Safety Tips for Rivers, Lakes and Dams

Name: \_\_\_\_\_

Choose the correct word to complete each sentence.  
Use the pictures under the words to help you.


**Don't walk near the edge of a bank, you could**  
\_\_\_\_\_ in.

**Watch out for** \_\_\_\_\_ objects.


**Always fish with an** \_\_\_\_\_.

**Do not** \_\_\_\_\_ near boat ramps.

**Always wear a Personal Flotation Device when you're in a**  
\_\_\_\_\_.




boat




fall





adult



swim



sharp







# Water Smart

## Pool Safety Signs

### WATER SMART AQUATIC CENTRE

For the safety and comfort of all users of this facility please observe the following.



NO DIVING



NO RUNNING



NO RUNNING



NO JUMPING



NO FOOD OR  
DRINK IN  
POOL AREA



NO LITTERING



NO GLASS






NO SMOKING

Follow the pool staff's instructions at all times to ensure your safety.

All children under 10 years old must be under active supervision of a person 16 years or older.

# WATER SAFETY TIPS FOR THE BEACH


Summer at the beach is fun but there are some dangers we must be aware of.





# WATER SAFETY TIPS FOR THE BEACH

Summer at the beach is fun but there are some dangers we must be aware of.




**WATER SMART**



# WATER SAFETY TIPS FOR RIVERS, LAKES AND DAMS

SUMMER BY THE WATER IS FUN BUT WE MUST BE AWARE OF THE DANGERS



**WATER**  
**& SMART**



# WATER SAFETY TIPS FOR RIVERS, LAKES AND DAMS

SUMMER BY THE WATER IS FUN BUT WE MUST BE AWARE OF THE DANGERS

