




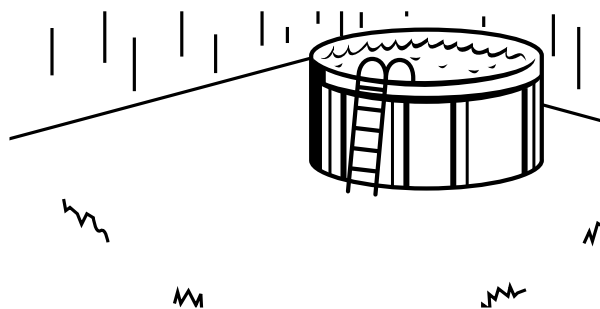
Where We Live

Activity Sheet 1 – Water Safety Snap


Here are some pictures of water hazards around the home and solutions to those hazards. Colour the pictures in, cut them out and see if you can match the hazard to the solution.



Full bath




Pool with no fence




Unsafe play in the pool



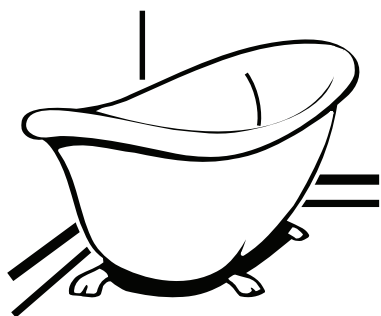
Uncovered pond



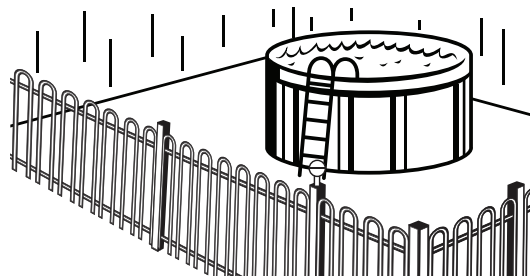
Pool gate open




Full bucket with no lid



Empty bath




Pool with a fence




Safe play in the pool



Covered pond



Pool gate closed



Bucket with a lid



Water Smart Level 1 – Foundation

Aquatic Environments – Swimming Pool/Aquatic Centres Activity Sheet 2 – Being Safe at the Pool

Name: _____

Colour in the picture then draw a circle around things that are not safe.






Water Smart Level 1 – Foundation

Aquatic Environments – Beach

Activity Sheet 3 – Swim Between the Flags

Name: _____

Colour in the picture. Cut out the people (from page 2) and glue them in the correct place to swim at the beach.



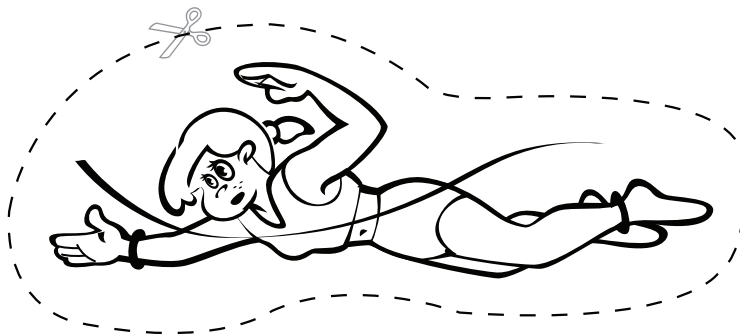

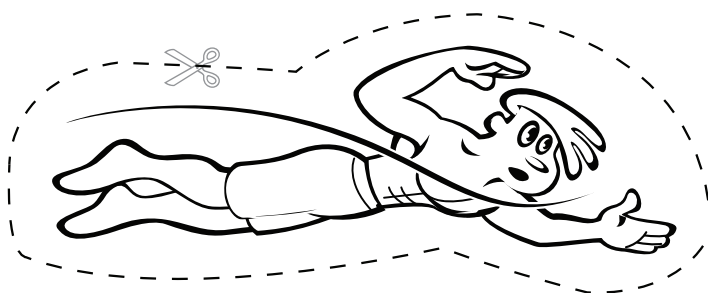


Water Smart Level 1 – Foundation

Aquatic Environments – Beach

Activity Sheet 3 – Swim Between the Flags

Colour in the people, then cut them out and glue them in the correct place to swim at the beach (on the picture on page 1).

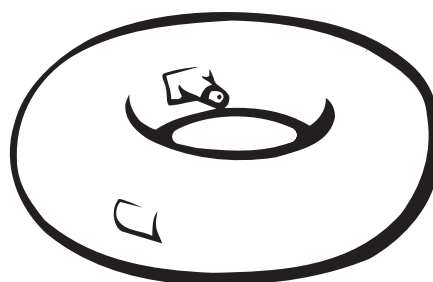

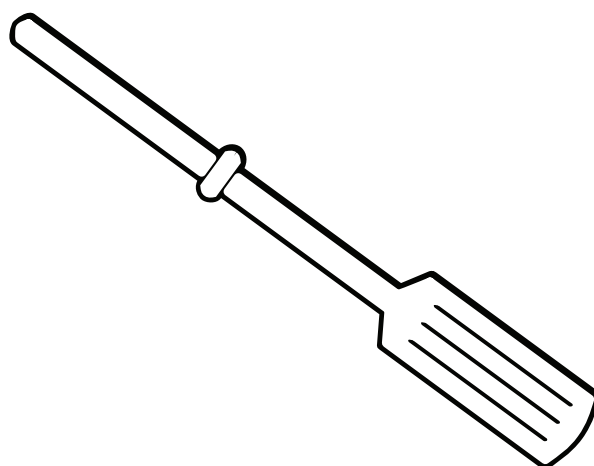


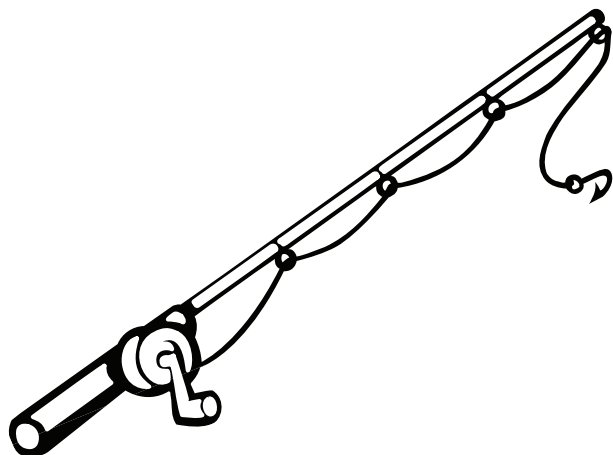




Water Smart Level 1 – Foundation

Aquatic Environments – Rivers, Lakes and Dams Activity Sheet 4 – Rescue Aids

Laminate the cards then cut them out.





Water Smart


Level 1 – Foundation

Aquatic Environments – Rivers, Lakes and Dams

Activity Sheet 5 – HELP! Someone is in Trouble



Name: _____

What could the boy use to rescue the girl? Draw what he is using, then colour the picture.


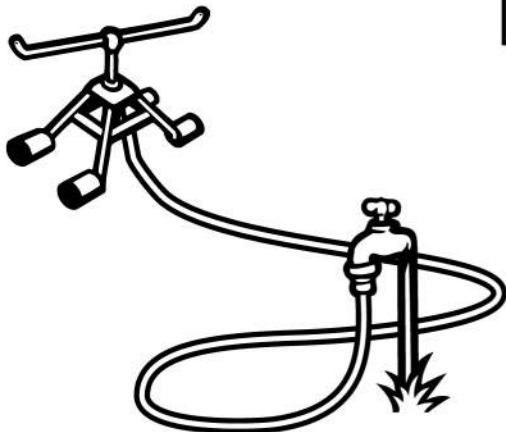


WATER SAFETY TIPS FOR AROUND THE HOUSE

Keep it safe at your house. Don't let your home become a hazard house.



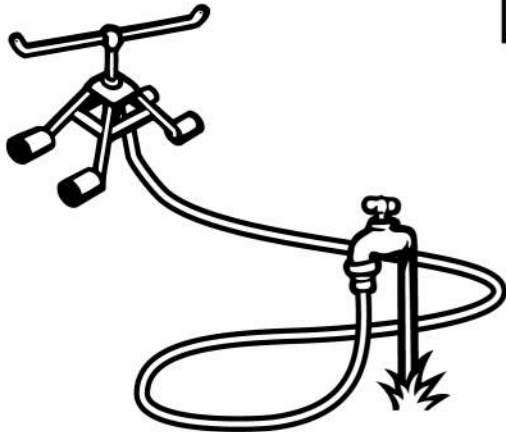




- ALWAYS SUPERVISE KIDS IN OR AROUND A POOL.
- TOYS LEFT IN THE POOL ATTRACT KIDS.
- DON'T FORGET TO SHUT THE POOL GATE.




WATER SAFETY TIPS FOR AROUND THE HOUSE

Keep it safe at your house. Don't let your home become a hazard house.




WATER SAFETY TIPS FOR YOUR LOCAL POOL

SWIMMING POOLS ARE COOL IF YOU KNOW THE RULES.



WATER SAFETY TIPS FOR YOUR LOCAL POOL

SWIMMING POOLS ARE COOL IF YOU KNOW THE RULES.



WATER SAFETY TIPS FOR THE BEACH

Summer at the beach is fun but there are some dangers we must be aware of.



- SWIM WITH A BUDDY AND LOOK AFTER EACH OTHER.
- PICK A POINT ON THE BEACH SO THAT YOU DON'T DRIFT TOO FAR FROM THE SWIMMING AREA.
- SWIM PARALLEL TO THE BEACH SO THAT YOU DON'T END UP TOO FAR OUT.






SHARE THE BEACH SAFELY AND MAKE SURE YOU WAIT A WHILE AFTER EATING BEFORE YOU GO FOR A SWIM, YOU COULD GET A CRAMP.



IF YOU THINK THE WATER LOOKS TOO DANGEROUS - DON'T GO FOR A SWIM.



WATER SAFETY TIPS FOR THE BEACH

Summer at the beach is fun but there are some dangers we must be aware of.






WATER SAFETY TIPS FOR RIVERS, LAKES AND DAMS

SUMMER BY THE WATER IS FUN BUT WE MUST BE AWARE OF THE DANGERS



WATER SAFETY TIPS FOR RIVERS, LAKES AND DAMS

SUMMER BY THE WATER
IS FUN BUT WE MUST BE
AWARE OF THE DANGERS





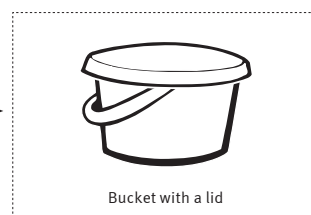
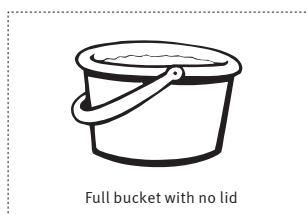
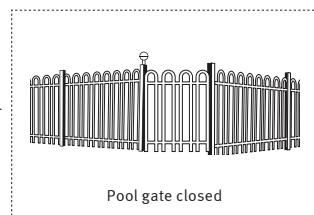
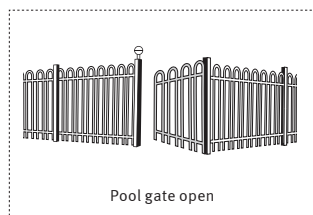



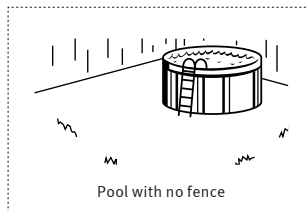
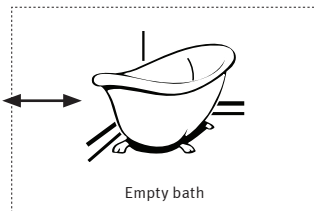
Water Smart

Level 1 – Foundation

Solutions


Where We Live

Activity Sheet 1 – Water Safety Snap



Aquatic Environments – Swimming Pool/Aquatic Centres

Activity Sheet 2 – Being Safe at the Pool





Water Safety Tips

Home – Key Safety Tips

- Always swim with an adult.
- Enter the water safely – use steps or ladders.
- Play safely around water – do not push people into the pool.
- Pack away all pool toys and equipment when you have finished playing with them.
- Buckets and paddling pools should be emptied immediately after use.
- Always shut the pool gate.



Water Safety Tips

Swimming Pools/Aquatic Centres – Key Safety Tips

- ♣ Always swim with an adult.
- ♣ Read and obey signs giving advice to swimmers.
- ♣ Always listen to and obey the pool lifeguards.
- ♣ Stay away from the deep end, unless you can swim well.
- ♣ Check for other swimmers before entering the water.
- ♣ Do not run around the pool edge.
- ♣ Play safely around water – do not push people into the pool.