


2024 AEDC South Australia infographic: trends in development

Summary indicators and domain data from 2009 to 2024

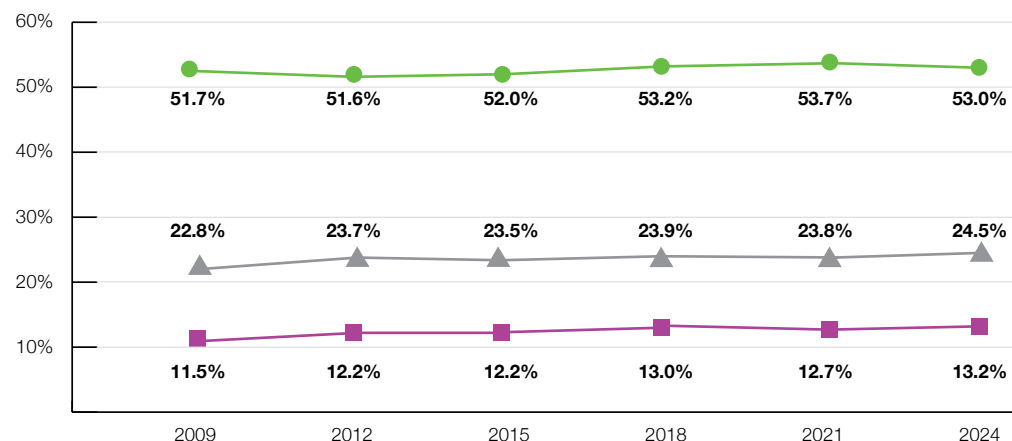
Participants in the census



19,191
Children




609
Schools

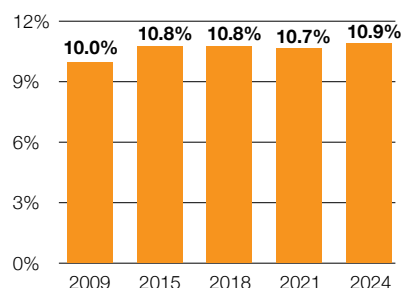


- OT5**
Developmentally on track on 5 AEDC domains
- DV1**
Developmentally vulnerable on 1 or more AEDC domains
- DV2**
Developmentally vulnerable on 2 or more AEDC domains

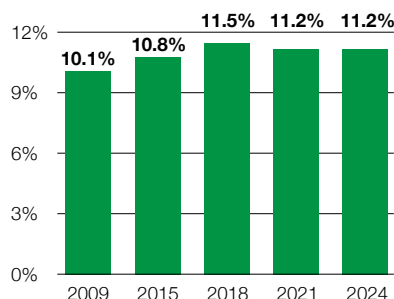
The percentage of children developmentally vulnerable by domain




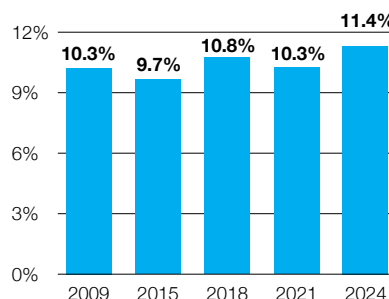
Physical health and wellbeing



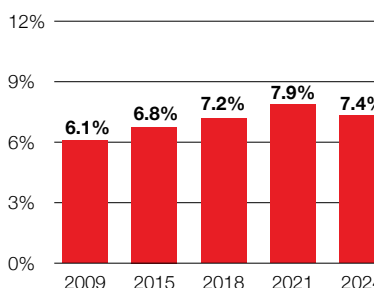
Social competence



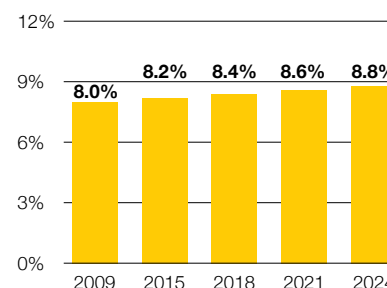
Emotional maturity



Language and cognitive skills (school-based)



Communication skills and general knowledge



Since 2002, the Australian Government has worked in partnership with eminent child health research institutes, the Centre for Community Child Health at The Royal Children's Hospital and the Murdoch Children's Research Institute, and The Kids Research Institute Australia to deliver the Australian Early Development Census program to communities nationwide. The Australian Government continues to work with its partners, and with state and territory governments to implement the AEDC.

This infographic uses data from the Australian Early Development Census (AEDC). The AEDC is funded by the Australian Government Department of Education. The findings and/or views reported are those of the author and should not be attributed to the Department or the Australian Government.

For more information, visit the [AEDC national website](#) and download the 2024 AEDC National Report. For tips and resources, visit [Department for Education AEDC webpages](#) or send an email to Education.AEDCTeam@sa.gov.au

Note: 2012 data for AEDC domains has been omitted for clarity